


ENGLISH IN CARTOONS

ACTIVITY BOOK

Part 1



Nadezhda G. Egoshina

1. GO CAMPING

- I'm Peppa Pig.

2

This is my little brother George.

3

This is Mummy Pig.

4

And here's Daddy Pig.

5

Peppa Pig.

6

Hike.

7

- Peppa and her family went camping.

8

- I love camping.

9

Well, here we are. - Hooray!

10

- Peppa, George, I used to go camping with this when I was a kid.

12

- Daddy, how will you make a tent out of this?

13

- Don't worry, Peppa, I know all about tents.

14

Mummy Pig, put the awning on the poles.

15

That's it! Easy as pie! Oops!

16

- What are the pegs for?

17

- That's right! I forgot about the pegs.

18

- The pegs keep the tent from falling over.

19

- That's it! - This tent is a bit small.

20

- I fit in it when I was a kid.

21

It's gotten smaller since then.

22

- The thing is, since then you've grown a little, Daddy Pig.

24

- And your belly has grown the most.

25

- Speaking of belly, it's time to cook dinner. - Yes, yes!

26

- First, we need to gather some wood for the fire.

27

- Peppa and George are helping Daddy Pig collect wood for the fire.

29

- George, I'll collect it, and you carry it.

30

Collecting wood is fun.

31

- That's enough.

32

A beautiful fire! I'll light it.

33

- Take the matches. - No matches needed.

34

- Dad, how do you light a fire without matches?

35

- I'll make a fire the old-fashioned way.

36

You need to rub two sticks.

37

- Daddy Pig rubs the sticks together to make a fire.

39

- Where's the fire, Daddy? - Just a little bit more.

40

- Hurray! - Easy peasy.

41

- Now let's heat up the tomato soup.

42

- Do you hear the sounds of nature? - What is that sound?

43

- Those are crickets singing.- What's that?

44

- That's an owl. Look, there it is.

45

- Wow! What's that?

46

- Oh, I don't know.

47

- This is daddy's belly.

48

- A rumbling stomach is the best sound in nature.

49

That means it's time to eat.

50

- I love tomato soup. - Me too.

51

- Here's another one of daddy's sounds in nature.

52

- What?

53

- Come on, kids, into the tent. It's time to sleep.

54

- We can't all fit in. It's small.

55

- Don't worry. Get in. Deeper, Mummy Pig.

56

- Daddy, you're too big.

57

- It's okay, I can sleep outside.

58

- Good night, Daddy Pig! - Bye, Daddy!

59

- Bye! - Good night!

60

- Mummy Pig, Peppa and George are sleeping in the tent.

61

Daddy Pig is sleeping outside under the stars.

62

- I love camping. Sleeping in the fresh air, under the stars.

63

Maybe that was a bad idea.

64

- It's morning already.

65

- Dad, it was so cozy in the tent.

66

Oh, where's Dad?

67

- Daddy Pig's disappeared.

68

- Poor Daddy Pig. He must be cold.

69

Where did he go?

70

What's that sound? - Sounds like snoring.

71

Daddy Pig! - What?

72

- Are you okay?

73

- Of course I am! I know how to hike.

74

I was sleeping in the car.


75

- Silly dad! - I love hiking.

Task 1. Match the words and the translation.

English	Russian
1. That's an owl.	A. урчащий живот
2. too big	B. так уютно
3. A rumbling stomach	C. собирать хворост/дрова
4. Sounds like snoring	D. проще простого
5. so cozy	E. Это сова.
6. to gather some wood	F. достаточно
7. Easy peasy	G. по старинке
8. the old-fashioned way	H. твой живот вырос
9. That's enough	I. похоже на храп
10. your belly has grown	J. слишком большой

Task 2. Label the picture.





Task 3. Cross the odd one out. Give reasons.

1. tent – sticks – fire – wood
2. camp – rub – light – make
3. cricket – owl – mouse – matches
4. eat – sleep – walk – dinner
5. belly – mouth – leg – star
6. small – fresh – nature – rumbling
7. hiking – camping – morning – walking
8. wood – forest – sun – stick
9. pegs – poles – awning – matches
10. singing – rumbling – sleeping – cold

Task 4. Choose the right variant for the gap.

1. It's okay, I can sleep ---.
behind ---inside ---outside --- opposite
2. The pegs keep the tent from --- over.
falling --- rising --- flying ---running
3. First, we need to gather some wood --- the fire.
under ---from ---for ---near

4. Don't worry. Get ---. Deeper, Mummy Pig.
on --- in ---off ---with
5. This is daddy's ---.
neck ---throat ---belly ---back
6. Peppa and George are --- in the tent.
snoring ---watching ---playing ---sleeping
7. I'll collect it, and you --- it.
carry ---drop ---throw ---hold
8. He must be ---.
old ---hungry ---angry ---cold
9. Dad, it was so --- in the tent.
cold ---cozy ---noisy ---stuffy
10. Here's another one of daddy's sounds in ---.
forest ---field ---nature ---wood

Task 5. Name the English Tenses. Underline the verbs. Write down your own examples using these Tenses.

1. Daddy Pig is sleeping outside under the stars.
2. Daddy Pig's disappeared.
3. I know all about tents.
4. I forgot about the pegs.
5. Dad, how do you light a fire without matches?
6. I'll make a fire the old-fashioned way.
7. I fit in it when I was a kid.
8. And your belly has grown the most.
9. Daddy Pig rubs the sticks together to make a fire.
10. A beautiful fire! I'll light it.

Task 6. Find the mistakes and write down the correct variant.

1. I loves camping.
2. Peppa and George is sleeping in the tent.
3. What is those sound?
4. - A rumbling stomach is the goodest sound in nature.
5. You need to rub two stick.
6. Mummy Pig, put the awning in the poles.
7. Collect wood is fun.
8. Speaking of belly, it's time cook dinner.
9. I used to go camp with this when I was a kid.
10. The thing is, since than you've grown a little, Daddy Pig.

Task 7. Draw a picture to illustrate this sentence.

“Easy as pie!”



Task 8. Imagine that you are camping together with Pippa. What are you doing? What are you feeling? Share your impressions with the group mates.



Task 9. Choose any dialogue from the script. Learn it by heart. Act it out.

Task 10. Creativity. Colour the picture. Label the things.



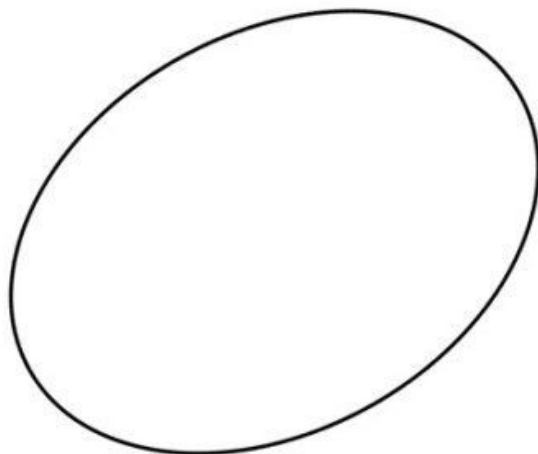



Task 11. Cut the details and create a picture. Colour the picture.





Task 12. Make up a picture. Wood creatures.





<https://ororo.tv/ru/shows/peppa-pig#1-3>

2. Polly Parrot

1
Peppa and her family are visiting Granny Pig and Grandpa Pig.
2
Granny Pig, Grandpa Pig!
3
Granny 'ig, Grandpa 'ig!
4
Hello, my little ones. Come inside. We have a surprise.
5
What is it?
6
We have a new pet. Can you guess what it is?
7
Dinosaur?
8
No, it's not a dinosaur. Come and see.
9
Granny Pig and Grandpa Pig have a parrot.
10
Peppa, George, this is our pet parrot.
She's called Polly. Pretty Polly.
11
Pretty Polly.
12
I am a clever parrot.
13
Mummy, why does Polly copy everything that Granny says?
14
That's what parrots do. I'll show you.
15
Hello, Polly.
16
What a sweet little parrot.
17
Come on, everyone. Tea time.
18
Peppa, George, come on.
There's chocolate cake.
19
Coming, Granny.

20

Peppa and George love eating chocolate cake, but today they're in a hurry to get back and play with Polly Parrot.

21

Finished.

22

What noisy little ones you are.

23

Granny, please can we leave the table and go and see Polly Parrot?

24

Are you sure you've completely finished your cake?

25

Off you go, then.

26

Hurrah!

27

George, say something to Polly.

28

George is a little bit shy.

29

Hello.

30

Peppa and George are really enjoying playing with Polly Parrot.

31

I'm Peppa Pig.

32

George, say something.

33

Peppa and George are pretending to be parrots.

34

I'm Polly Parrot.

35

Peppa is thinking of something else to say to Polly Parrot.

36

I'm a noisy parrot. Oink! (Хрю!)

37

I'm a noisy parrot. Oink!

38

Peppa, George, have you been playing with Polly?

39

Yes, Granny.

40

Polly is such a sweet parrot.

41

Yes, Granny.

42

I'm a clever parrot.

43

I'm a noisy parrot.

Oink! I'm a noisy parrot. Oink!




44

Oh, my word! O, боже мой!

Task 1. Match the words and the translation.

English	Russian
1. say something	A. ее звать...
2. are pretending	B. тогда идите
3. copy everything	C. они торопятся
4. they're in a hurry	D. скажи что-нибудь
5. noisy little ones	E. он немного застенчивый
6. leave the table	F. такой милый питомец
7. a little bit shy	G. шумные малыши
8. She's called	H. уйти из-за стола
9. such a sweet pet	I. притворяются
10. Off you go, then	J. копировать все

Task 2. Label the picture.



7.



8.



9.



Task 3. Cross the odd one out. Give reasons.

1. grandpa – grandma – grandparents – cousin
2. cat – parrot – dog – horse
3. chocolate cake – ice-cream – pizza – eating
4. clever – noisy – little – pet
5. leave – coming – finish – pretend
6. and – why – when – what
7. Polly – Peppa – Molly – Johnny
8. visiting – coming – pretending - say
9. oink – moo – baa – quack
10. shy – sweet – show – new

Task 4. Choose the right variant for the gap.

1. What a --- little parrot.

ugly---sweet---shy---loud

2. That's --- parrots do.

what---when---who---why

3. George, --- something.

talk---tell---say---shout

4. There--- chocolate cake.

are---was---is---be

5. Granny Pig and Grandpa Pig --- a parrot.

has---had---have---hold

6. What noisy little --- you are.

one---others---another---ones

7. I'm a noisy parrot. ---!

cluck---oink--- bow-wow--- meow

8. ---you go, then.

of---on---in---off

9. Peppa and George are --- enjoying playing with Polly Parrot.

real---really---reality---realm

10. Oh, my ---!

letter---sentence---word---phrase

Task 5. Name the English Tenses. Underline the verbs. Write down your own examples using these Tenses.

1. I'll show you.

2. George, have you been playing with Polly?

3. Peppa is thinking of something else to say to Polly Parrot.

4. Peppa and George are really enjoying playing with Polly Parrot.

5. We have a new pet.

6. Peppa and her family are visiting Granny Pig and Grandpa Pig.

7. Peppa and George are pretending to be parrots.

8. Peppa and George love eating chocolate cake.

9. Are you sure you've completely finished your cake?

10. Mummy, why does Polly copy everything that Granny says?

Task 6. Find the mistakes and write down the correct variant.

1. I is a clever parrot.

2. What sweet little parrot.
3. We have a new pets.
4. George is a less bit shy.
5. Today they're on a hurry to get back.
6. Mummy, why do Polly copy everything that Granny says?
7. Come inside. We has a surprise.
8. Are you sure you've complete finished your cake?
9. George, says something to Polly.
10. Can you guess what is it?

Task 7. Draw a picture to illustrate this sentence.



“What a sweet little parrot!”

Task 8. Imagine that you are playing together with Pippa. What are you doing? What are you feeling? Share your impressions with the group mates.

Task 9. Choose any dialogue from the script to illustrate the picture. Learn it by heart. Act it out.

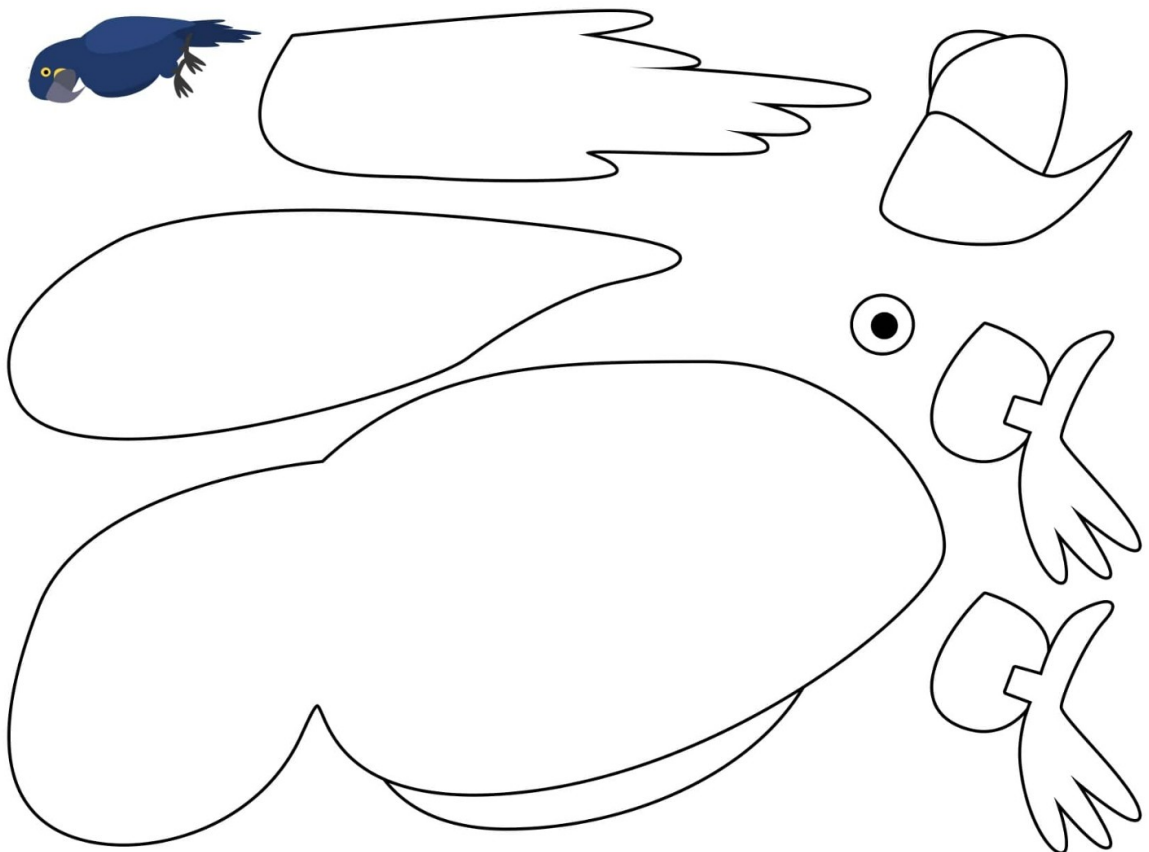


Task 10. Creativity. Colour the picture. Label the things.



For more step by step drawing tutorials visit us at www.drawingtutorials101.com

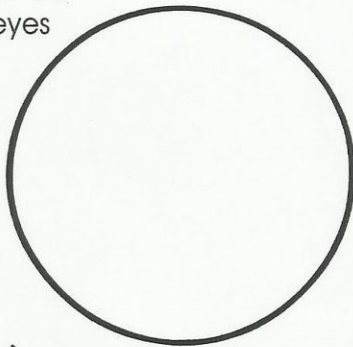
Task 11. Cut the details and create a picture. Colour the picture.




Parrot

Directions on page 11.


Cut (2)
eyes



Cut (1)
head feather



Cut (2)
wings

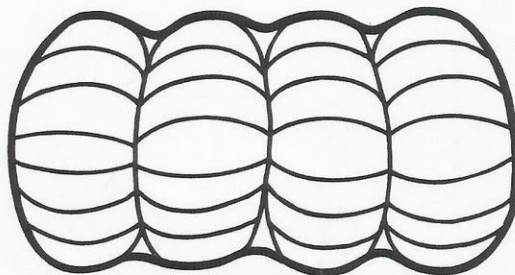


Cut (1)
tail


Cut (1)
beak



Cut (1)
claws



Task 12. Make up a picture. Peppa's favourite pet.



3. Best Friend

1

Peppa is waiting for her best friend, Suzy Sheep.

2

Hello, Suzy.

3

Hello, Peppa.

4

Suzy Sheep has come to play with Peppa.

5

Peppa loves Suzy.

6

Suzy loves Peppa.

7

They are best friends.

8

Peppa, why don't you and Suzy play in your bedroom?

9

Yes, Mummy.

10

George wants to play, too.

11

Peppa and Suzy love playing in Peppa's bedroom.

12

So does George.

13

No, George. This game is just for big girls.

14

Go and play with your own toys.

15

Peppa and Suzy want to play on their own.

16

I'm a tiny little fairy princess.

17

I'm going to wave my magic wand and turn you into a frog.

18

George doesn't like playing on his own.

19

George wants to play, too.

20

No, George. I'm playing with Suzy.

21

You have to play somewhere else.

22

George wants to play with Peppa. He feels a bit lonely.

23

George, I need some help. I'm making chocolate chip cookies.

24

Someone needs to lick out the bowl.

25

George likes helping Mummy make cookies, but he likes playing with Peppa more.

26

I want to be a nurse.

27

I want to be a doctor.

28

But who's going to be the sick person?

29

George!

30

Peppa and Suzy love playing doctors and nurses.
So does George.

32

Peppa listens to George's chest.

33

Now, George. Take a big breath in, then cough.

34

I think your heart's a bit loose.

35

I'll put a plaster on it.

36

Open wide, please.

37

Suzy takes George's temperature.

38

Oh, dear. You're very very hot.

39

I think you have to stay in bed for three years.

40

Daddy Pig has come to find George.

41

Oh, no. What's wrong with George?

42

Don't worry, Daddy. It's only a game.

43

George is our patient.

44
Oh, I see.

45
Can the patient have a visitor?

46
Just for a little while.

47
He might get tired.

48
Cookies!

49
Yes, they're for George. They're his medicine to make him feel better.

50
Um, excuse me, doctor. Can you help me? I have a sore tummy.

51
That tickles.

52
I can hear it rumbling.

53
I think you're hungry, Daddy.

54
Well, I think I need lots of cookies to make me better.

55
And me.

56
And me.

57
And me.

Task 1. Match the words and the translation.


English	Russian
1. I have a sore tummy.	A. Это щекотно.
2. That tickles.	B. Ненадолго.
3. What's wrong with George?	C. маленькая сказочная принцесса
4. takes George's temperature.	D. меряет температуру у Джорджа
5. to wave my magic wand	E. превратить тебя в лягушку
6. feels a bit lonely	F. сделай глубокий вдох
7. Just for a little while.	G. У меня болит живот.
8. Take a big breath	H. чувствует себя немного одиноко
9. turn you into a frog	I. взмахнуть волшебной палочкой
10. a tiny little fairy princess	J. Что случилось с Джорджем?

Task 2. Label the picture.

1.



2.



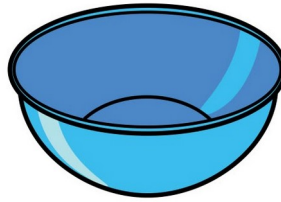
3.



4.



5.



6.



7.




8.



9.



10.



Task 3. Cross the odd one out. Give reasons.

1. sick – ill – sore – patient
2. crown – princess – king – queen
3. tummy – belly – tooth – stomach

4. medicine – hospital – doctor – tablet
5. good – better – worse – smaller
6. visitor – reader – traveler – writer
7. wand – stick – baton – tree
8. cookies – biscuits – cake – sweets
9. frog – fish – crocodile – parrot
10. cough – sneeze – breathe – temperature

Task 4. Choose the right variant for the gap.

1. I have a --- tummy.
ill---sick---sore---hot
2. Suzy --- George's temperature.
gives---gets---takes---puts
3. I think you have to --- in bed for three years.
run---jump---play---stay
4. Peppa and Suzy want to play on --- own.
his---her---my---their
5. He might get ---.
tiring---tired---tiredness---tidy
6. I think your heart's a bit ---.
tight---lose---loose---lost
7. Someone needs to --- out the bowl.
lie---lick---let---like
8. He feels a bit ---.
alone---tired---hungry---lonely
9. This game is just --- big girls.
from---off---of---for
10. You have to play --- else.
someone---somebody--- somewhere---somehow

Task 5. Name the English Tenses. Underline the verbs. Write down your own examples using these Tenses.

1. I think I need lots of cookies to make me better.

2. George doesn't like playing on his own.
3. Suzy takes George's temperature.
4. George likes helping Mummy make cookies.
5. Peppa is waiting for her best friend, Suzy Sheep.
6. Peppa and Suzy love playing in Peppa's bedroom.
7. I'll put a plaster on it.
8. Daddy Pig has come to find George.
9. Peppa listens to George's chest.
10. George is our patient.

Task 6. Find the mistakes and write down the correct variant.

1. George want to play, too.
2. I think you is hungry, Daddy.
3. Can the patient has a visitor?
4. I want to be nurse.
5. George don't like playing on his own.
6. Peppa and Suzy love playing on Peppa's bedroom.
7. I think you have to stay in bed for third years.
8. Peppa listens George's chest.
9. I'm a tiny little fairy prince.
10. Open a wide, please.

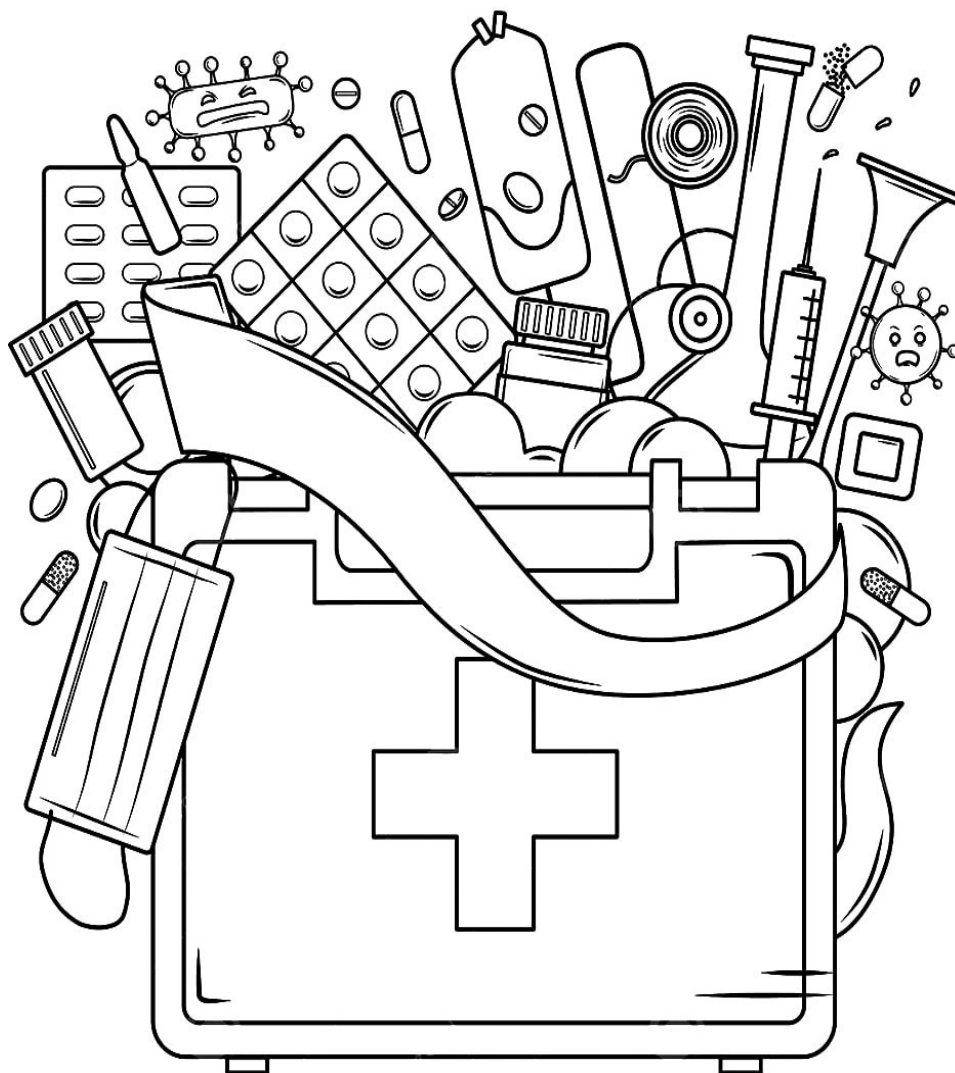
Task 7. Draw a picture to illustrate this sentence.

"I have a sore tummy".

Task 8. Imagine that you are playing together with Pippa. What are you doing? What are you feeling? Share your impressions with the group mates.


Task 9. Choose any dialogue from the script. Learn it by heart. Act it out.


Task 10. Creativity. Colour the picture. Label the things.




2KARANDASHA.RU

Task 11. Cut the details and create a picture. Colour the picture.

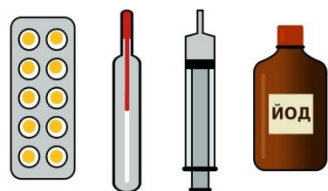
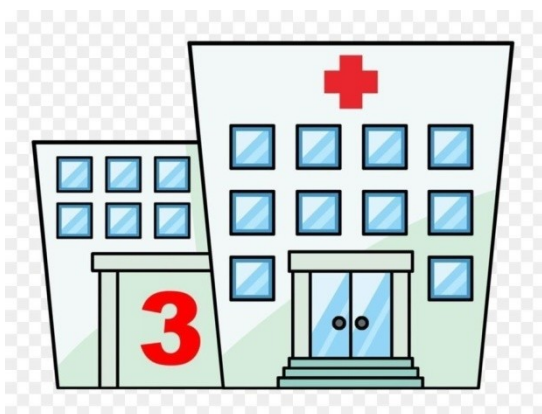




Task 12. Make up an application. “Doctor”.



13. Make up a picture. “Hospital”.



4. Mummy Pig is at work

1

Mummy Pig is working on her computer.

2

Daddy Pig is making soup for lunch.

3

Daddy, can we go and watch Mummy on her computer?

4

Yes, as long as you don't disturb her. She has a lot of important work to do today.

5

Thank you, Daddy.

6

Mummy Pig has a lot of important work to do.

7

Mummy, could George and I sit on your lap and watch you work?

8

Yes, if you both sit quietly.

9

Peppa and George love to watch Mummy work on the computer.

10

Mummy, can we play that computer game, Happy Mrs Chicken?

11

We can play Happy Mrs Chicken later, but now I have to work.

12

Mummy, can we help you work?

13

No, Peppa.

You mustn't touch the computer.

And, George, you mustn't touch the computer either.

14

Yes, George, you mustn't do this.

15

Peppa, stop.

16

Sorry, Mummy. I was just showing George what not to do.

17

Oh, dear. The computer is not meant to do that.

18

Daddy Pig. Daddy Pig.

19

What is it, Mummy Pig?

20
Daddy Pig, can you mend the computer?

21
I'll finish the lunch while you mend the computer.

22
Uh, right you are, Mummy Pig, but I'm not very good with these things.

23
Oh, thank you, Daddy Pig.

24
Daddy Pig is going to mend the computer.

25
Hmmm...Hmmm...Hmmm...
Um, maybe if I just switch it off...and then switch it on again.

26
Daddy Pig has mended the computer.

27
Hurrah, Daddy!

28
Yes, I am a bit of an expert at these things.

29
Daddy, can we play that computer game, Happy Mrs Chicken?

30
Maybe you should ask Mummy Pig.

31
Mummy said that we could play it later.

32
Well, that's OK then. But I don't know where the disk is.

33
Now it's my turn.

34
Now it's my turn.

35
What on earth is going on?

36
Well, I see the computer is working again.

Task 1. Match the words and the translation.

English	Russian
1. Now it's my turn.	A. Что, черт возьми, происходит?
2. mend the computer	B. сидеть на коленях
3. switch it off	C. не беспокойте ее
4. I am a bit of an expert	D. теперь моя очередь.

5. I have to work	Е. готовит/варит суп
6. is not meant to do that	Ф. починить компьютер
7. is making soup	Г. выключить его
8. What on earth is going on?	Н. Я немного разбираюсь
9. sit on your lap	І. я должна работать
10. don't disturb her	Ј. не предназначен для этого

Task 2. Label the picture.



1.



2.



3.



4.



5.



6.





Task 3. Cross the odd one out. Give reasons.

1. disk---computer---tablet---notebook
2. laptop---switch on---switch off---has mended
3. soup---pie---cake---juice

4. play---mend---game---win
5. sit---stand---turn---important
6. game---things---disk---work
7. mummy---daddy---George--- Mrs Chicken
8. a lot of---many---much---little
9. expert---specialist---turn--- technician
10. OK---yes---well---no

Task 4. Choose the right variant for the gap.

1. Maybe you --- ask Mummy Pig.
can---can't---should---has to
2. But I don't know where the --- is.
computer---chair---table---disk
3. Yes, if you --- sit quietly.
alone---all---everybody---both
4. I'll finish the lunch --- you mend the computer.
while---when---where---why
5. And, George, you mustn't --- the computer either.
watch---play---touch---mend
6. Mummy, could George and I sit on your --- and watch you work?
leg---lap---knee---hand
7. Um, maybe if I just switch it ---...
in---off---of---into
8. Daddy Pig is making --- for lunch.
soap---soup---cereal---sweet
9. I see the computer is working ---.
well---nice---again---more
10. Yes, as long as you don't disturb ---.
he---she---it---her

Task 5. Name the English Tenses. Underline the verbs. Write down your own examples using these Tenses.

1. Daddy Pig has mended the computer.
2. Daddy Pig is going to mend the computer.
3. I'll finish the lunch while you mend the computer.
4. Mummy Pig has a lot of important work to do.
5. Daddy Pig is making soup for lunch.
6. Mummy Pig is working on her computer.
7. I was just showing George what not to do.
8. Peppa and George love to watch Mummy work on the computer.
9. Well, I see the computer is working again.
10. Yes, I am a bit of an expert at these things.

Task 6. Find the mistakes and write down the correct variant.

1. Mummy said that we could play it late.
2. Daddy Pig is going mend the computer.
3. Yes, I am a bit of an expert at these thing.
4. Oh, dear. The computer are not meant to do that.
5. Daddy Pig is making the soup for lunch.
6. Uh, right you are, Mummy Pig, but I'm not very well with these things.
7. And, George, you mustn't to touch the computer either.
8. Now it's is my turn.
9. What on earth is go on?
10. Maybe you should to ask Mummy Pig.



Task 7. Draw a picture to illustrate this sentence.

“What on earth is going on?”


Task 8. Imagine that you are sitting together with Pippa. What are you doing? What are you feeling? Share your impressions with the group mates.

Task 9. Choose any dialogue from the script. Learn it by heart. Act it out.


Task 10. Creativity. Colour the picture. Label the things.

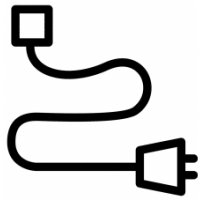

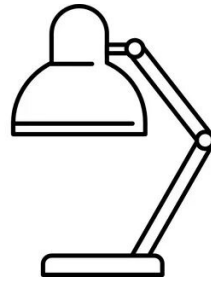
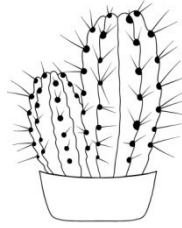
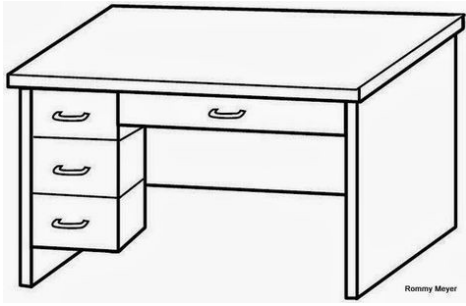


Task 11. Cut the details and create a picture. Colour the picture.



Task 12. Cut the things and make up a picture “Working at the computer”.





5. Bicycles

1

It is a lovely sunny day and Peppa and George are riding their bicycles.

2

That's a fine pumpkin, Daddy Pig.

3

Daddy Pig is very proud of his pumpkin.

4

Pumpkins are the only thing I can grow. Probably because I love pumpkin pie.

5

Come on, George. Danny! Suzy! Rebecca!

6

Peppa and her friends, Danny Dog, Suzy Sheep and Rebecca Rabbit, are riding their bicycles. George is riding his tricycle.

7

He's going so slowly.

8

Let's race to Daddy Pig's pumpkin.

9

If we race to Daddy's pumpkin, we have to be very careful not to bump into it. Daddy would be very sad if the pumpkin got broken.

10

Don't worry, Peppa. Race you.

11

Peppa and her friends are racing to Daddy Pig's pumpkin.

12

Hey, watch out for my pumpkin.

13

Peppa, look out. Daddy's pumpkin.

14

Sorry, Daddy.

15

Look at George. He's going so slowly. George is still riding a baby bike.

16

Yours is a baby bike too, Peppa. You've still got stabilisers.

17

I can ride without my stabilisers.

18

Suzy Sheep: Me too.

19

And me.

20

Let's ride up the hill again. Are you coming, Peppa?

21

No, I think I'll stay here.

22

Suzy Sheep: See you later.

23

Bye.

24

Peppa wishes she did not have stabilisers on her bicycle.

25

Daddy, I don't want stabilisers anymore.

26

Do you think you can ride without them?

27

Yes.

28

All right, Peppa. Let's take them off.

29

Daddy Pig is taking the stabilisers off Peppa's bicycle.

30

Are you sure you want to ride without stabilisers?

31

Yes.

32

You've never done it before.

33

I can do it. I can, I can.

34

It's not funny.

35

Riding without stabilisers is not easy.

36

Would you like some help, Peppa?

37

Yes, please, Daddy.

38

All right. Ready, steady, go.

39

Don't let go, Daddy.

40

Don't worry. I've got you.

41

You're doing really well, Peppa.

42

Hold on, Daddy.

43

Just keep pedalling.

44

Peppa is riding on her own without stabilisers.

45

Daddy, you let go.

46

You've been cycling on your own for ages.

47

Have I?

48

You're really very good at it.

49

Am I?

50

Oh, I can do it. Look at me, look at me. I can ride my bike properly.

51

Danny, Suzy, Rebecca, look. I don't need my stabilisers anymore. Look at me.

52

Danny Dog, Suzy Sheep, Hurrah!

53

Race you to Daddy's pumpkin.

54

Whee! УХ ТЫ!

55

Peppa, look out! My pumpkin!

56

I'm going to win.

57

Peppa is not looking where she is going.

58

Oh, dear.

Peppa has squashed Daddy Pig's pumpkin.

59

Sorry I squashed your pumpkin, Daddy.

60

Never mind the pumpkin. The important thing is that you are okay.

In future you really must look where you're going.

61

I promise I will, Daddy

62

Good. Anyway, now the pumpkin is broken, I can make it into pumpkin pie.

63

I love pumpkin pie.

64

And because Daddy Pig's pumpkin is so big, there will be enough pumpkin pie for everyone.

Task 1. Match the words and the translation.

English	Russian
1. Never mind the pumpkin	A. Я раздавила тыкву
2. I squashed your pumpkin	B. продолжай крутить педали
3. is not easy	C. быть очень осторожным
4. Let's take them off.	D. врезаться в это
5. You're really very good at it.	E. не легко
6. Ready, steady, go.	F. давай снимем(уберем) их
7. be very careful	G. не обращайтесь внимания на тыкву
8. to bump into it	H. очень гордится своей тыквой
9. keep pedalling	I. Ты очень хорошо это делаешь.
10. is very proud of his pumpkin	J. На старт, внимание, марш!

Task 2. Label the picture.

1.



2.



3.



4.





5.



6.

Task 3. Cross the odd one out. Give reasons.

1. good---funny---properly---important
2. make---squashed---promise---go
3. can---need---must---race
4. pumpkin---tomato---cherry---potato
5. can---must---have ---isn't
6. make---cook---eat---bake
7. I---my---me---he
8. has---can---race---run
9. car---bicycle---baby bike--- bus
10. daddy---pie---race---cake

Task 4. Choose the right variant for the gap.

1. I ---pumpkin pie.
keep---make---love---go
2. Never --- the pumpkin.
kind---mind---find---wind
3. All right. Ready, ---, go.
steady---speed---race---run
4. Peppa, look ---. Daddy's pumpkin.
on---under---above---out

5. Peppa and her friends are --- to Daddy Pig's pumpkin.
running---heading---rowing---racing
6. You've been cycling on your own for ---.
weeks---days---years---ages
7. Suzy Sheep: See you ---.
late---later---tomorrow---today
8. Look --- George. He's going so slowly.
above---in---out---at
9. Daddy would be very --- if the pumpkin got broken.
happy---merry---angry---sad
10. Pumpkins are the only thing I can ---.
eat---work---grow---cook

Task 5. Name the English Tenses. Underline the verbs. Write down your own examples using these Tenses.

1. You've been cycling on your own for ages.
2. You've never done it before.
3. Daddy Pig is taking the stabilisers off Peppa's bicycle.
4. Peppa is riding on her own without stabilisers.
5. No, I think I'll stay here.
6. Daddy, I don't want stabilisers anymore.
7. He's going so slowly.
8. . Probably because I love pumpkin pie.
9. George is still riding a baby bike.
10. There will be enough pumpkin pie for everyone.

Task 6. Find the mistakes and write down the correct variant.

1. Is you coming, Peppa?
2. Anyway, now these pumpkin is broken
3. In future you really must to look where you're going.
4. Sorry I squashed his pumpkin, Daddy.
5. You're really very good in it.
6. You're doing really good, Peppa.
7. Are you sure you want to ride without stabiliser?
8. If we race to Daddy's pumpkin, we have be very careful not to bump into it.

9. That's fine pumpkin, Daddy Pig.

10. It is a lovely sunny day and Peppa and George are riding his bicycles.

Task 7. Draw a picture to illustrate any sentence.

“Danny Dog, Suzy Sheep, Hurrah!”

“Whee!” (Ух ты!)

Task 8. Imagine that you are cycling together with Pippa. What are you doing? What are you feeling? Share your impressions with the group mates.

Task 9. Choose any dialogue from the script. Learn it by heart. Act it out.

Task 10. Creativity. Colour the picture. Label the things.



Task 11. Cut the details and create a picture. Colour the picture.




Task 12. Make up a picture in progress “Growing a pumpkin”.





Task 13. Cut out the cards. Put them in the right order.



Task 13. Watch, follow the instructions and make a pumpkin from paper.

https://vk.com/video-165376500_456240422

[https://yandex.ru/search?](https://yandex.ru/search?text=тыква+поделка+аппликация&source=tabbar&lr=41)

[text=тыква+поделка+аппликация&source=tabbar&lr=41](https://yandex.ru/search?text=тыква+поделка+аппликация&source=tabbar&lr=41)

<https://dzen.ru/video/watch/5d76b5b4c49f2900ad447325?f=d2d>